

DO YOU SUFFER FROM^{15,16}...

- Infertility
- Poor sperm quality
- Imbalanced testosterone levels
- Insulin resistance



Sinopol[®] him
BRING BACK **BALANCE**

Helps to correct imbalances associated
with **POOR SPERM QUALITY AND
REPRODUCTIVE HEALTH ISSUES^{15,16}**

DO YOU SUFFER FROM MALE INFERTILITY?

Infertility is defined as the inability to achieve pregnancy within 12 months or more of regular unprotected sexual intercourse¹⁷



Approximately
1 out of 6
couples are affected
by infertility¹⁸

Male infertility
contributes roughly
40 %
of infertility cases¹⁶

30-80 %
of male infertility cases are
caused by the damaging effects
of oxidative stress¹⁶

OXIDATIVE STRESS

reduces the number and concentration of sperm as well as impairs the movement of sperm¹⁸

IMPORTANT FACTORS DETERMINING MALE FERTILITY

A **semen analysis** is often one of the first tests performed to help establish if a man has infertility issues. A semen analysis measures, among other things, the **number and quality of sperm** in the semen sample.¹⁹

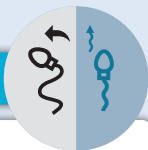
QUANTITY

Too little sperm in an ejaculation might make it more difficult to get pregnant.¹⁹



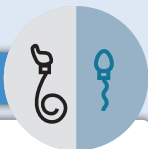
MOVEMENT

Known as motility. A man is most likely to be fertile if at least 50% of his sperm are moving.¹⁹



STRUCTURE

Known as morphology. Normal sperm have oval heads and long tails, which work together to propel them. The more sperm a man has with a normal shape and structure, the more likely he is to be fertile.¹⁹



WHAT CAUSES MALE INFERTILITY?

Male infertility can be due to multiple reasons including varicocele (enlargement of spermatic veins), testicular failure, hormone dysfunction, genital tract infection or exposure to toxins, but in almost a third of cases, the cause is unknown.²⁰

Infertility of which the cause is unknown or unexplained, is called **idiopathic infertility**. **Oxidative stress (OS)** is believed to be an important cause of idiopathic male infertility. Oxidative stress is a condition where the body's natural antioxidant defence mechanisms are overwhelmed by harmful **free radicals**, also known as **reactive oxygen species (ROS)**.¹⁸

30 % - 40 % of infertile men have elevated levels of harmful **reactive oxygen species (ROS)** in their seminal plasma.¹⁸

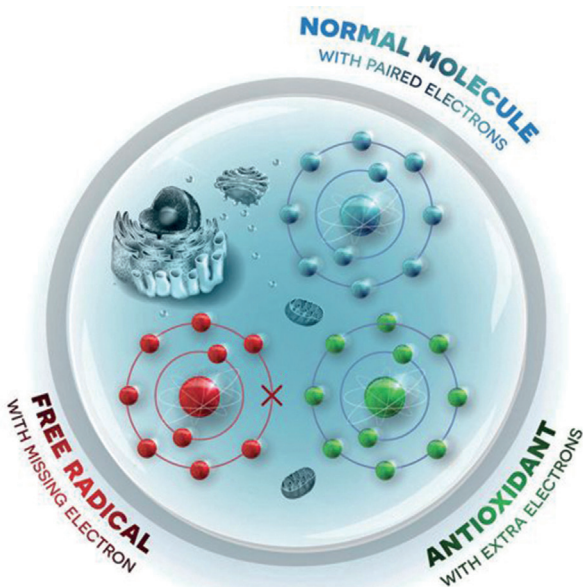


WHAT IS OXIDATIVE STRESS?

It is ironic that oxygen, an element that is essential for life, under certain situations has detrimental effects on the human body.²¹

Most of the potentially harmful effects of oxygen are due to the formation and activity of a number of chemical compounds, known as **free radicals/ROS**.^{21,22} Free radicals are destructive because they are **like bullies that beat up on other cells and steal their vital electrons**.²¹

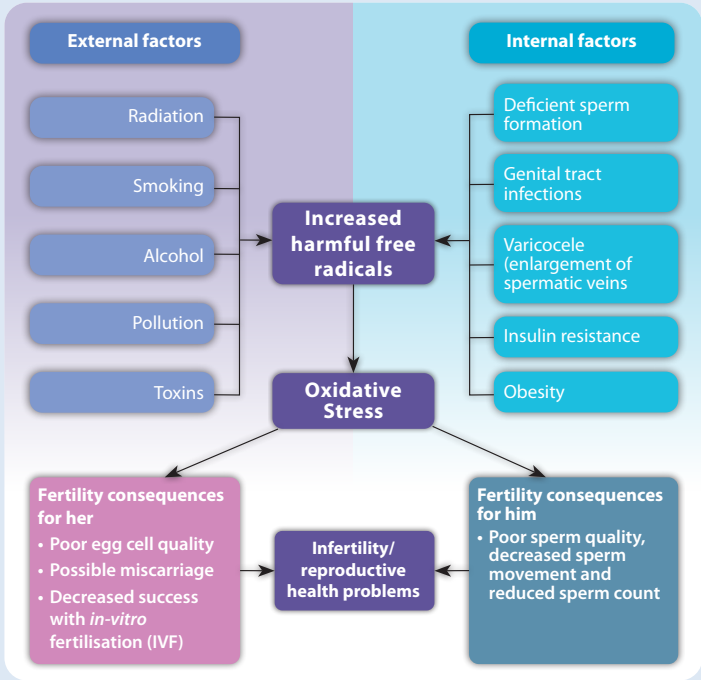
Electrons come in pairs, so free radicals try to stabilise themselves by stealing an electron from another oxygen molecule.²¹



Oxidative stress is an imbalance between the systemic manifestation of ROS and the body's ability to detoxify and to repair resulting damage.^{18,22}

WHAT CAUSES OXIDATIVE STRESS?

Oxidative stress may be caused by **internal** (within the body) or **external** (outside the body) factors, both of which may have a negative impact on male and female reproductive health.^{4,16,18,23}



Antioxidant supplementation has been shown to help restore balance and improve fertility success rates.^{2,4,15,16}

Antioxidant supplementation in males has been shown to improve sperm concentration, motility (movement) and morphology (size, shape and structure). In women, antioxidant supplementation is associated with better egg cell quality during assisted reproductive techniques such as IVF.^{6,24}

WHAT IS SINOPOL® HIM?

Sinopol® him is a supplement which contains alpha-lipoic acid, myo-inositol, coenzyme Q10, zinc, selenium and vitamins B2, B6 and B12. These ingredients work together to support male reproductive health by decreasing oxidative stress, improving sperm quality, rebalancing testosterone levels and decreasing insulin resistance.^{12,15,16,25}

ALA

Alpha-lipoic acid

Alpha-lipoic acid is a powerful antioxidant which is also able to regenerate other antioxidants (Vitamin C and E).^{11,26} It helps to reduce insulin resistance, body weight and abdominal circumference.^{11,12,25}

MYO

Myo-inositol

Myo-inositol has a possible role as antioxidant agent and supports the rebalancing of hormones. It plays a role in insulin metabolism and also helps to improve sperm movement and concentration.^{16,27-29}

Q10

Coenzyme Q10

Coenzyme Q10 is another antioxidant which helps to improve sperm concentration and sperm movement, as well as helps to improve the amount of normal looking sperm.³⁰⁻³³



WHAT IS SINOPOL® HIM?

Z

Zinc

As an antioxidant, zinc plays a role to support normal sperm development. It contributes to normal testosterone levels in the blood and supports reproductive function. It has also been shown to help increase sperm count and movement, as well as the amount of normal looking sperm.^{15,34,35}

SE

Selenium

Selenium supports normal sperm development and helps to protect sperm from oxidative stress. It has also been shown to help increase sperm count and movement, as well as the amount of normal looking sperm.^{15,29,36}

VIT B

Vitamins B2, B6 and B12

These vitamins contribute to the protection of cells from oxidative stress and help to regulate hormonal activity.^{15,16,37}



CLINICAL RESEARCH

STUDIES CONDUCTED WHICH INCLUDE **ALPHA LIPOIC ACID** AND **MYO-INOSITOL** HAVE SHOWN:^{11,16,27}

Increase in sperm count¹⁶

Increase in normal sperm morphology (size, shape and cellular properties)¹⁶

Increase in progressive sperm motility (movement)¹⁶

Increase in successful partner pregnancy rate¹⁶



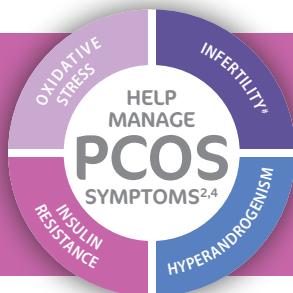
Sinopol[®] him for him



Helps to correct imbalances associated with **POOR SPERM QUALITY AND REPRODUCTIVE HEALTH ISSUES^{15,16}**

Sinopol[®]

for her



Helps to correct imbalances linked to **POLYCYSTIC OVARIAN SYNDROME & ASSOCIATED REPRODUCTIVE HEALTH ISSUES^{2,4,5,8,10,12-14}**

*Linked to PCOS

References: 1. Barthelmeck EK, Naz RK. Polycystic ovary syndrome: current status and future perspective. *Front Biosci (Elite Ed)*. 2015;6:104–119. 2. Sinopol[®] package insert, February 2019. 3. Dennett CC, Simon J. The role of polycystic ovary syndrome in reproductive and metabolic health: overview and approaches for treatment. *Diabetes Spectr*. 2015;28(2):116–120. doi:10.2337/diaspct.28.2.116. 4. Rago R, Marucci I, Leto G, Caponecchia L, Salacone P, Bonanni P, et al. EFFECT OF MYO-INOSITOL AND ALPHA-LIPOIC ACID ON OOCYTE QUALITY IN POLYCYSTIC OVARY SYNDROME NON-OBESE WOMEN UNDERGOING IN VITRO FERTILIZATION: A PILOT STUDY. *J Biol Regulators Homeostatic Agents* 2015;29(4):1-11. 5. Bellver J, Rodriguez-Tabernero L, Robles A, Munoz E, Martinez F, Landeras E, et al. Group of interest in Reproductive Endocrinology (GIER) of the Spanish Fertility Society (SEF). Polycystic ovary syndrome throughout a woman's life. *J Assist Reprod Genet* 2018;35:25–39. DOI 10.1007/s10815-017-1047-7. 6. PCOS Awareness Association. What is Polycystic Ovarian Syndrome (PCOS) [online] [cited 26 August 2020]. Available from URL: <https://www.pcosaa.org/overview>. 7. WebMD[®]. Insulin Resistance [online] July 2019 [cited 11 January 2021]; Available from URL: <https://www.webmd.com/diabetes/insulin-resistance-syndrome>. 8. Cappelli V, Musacchio MC, Bulfoni A, Morgante G, De Leo V. Natural molecules for the therapy of hyperandrogenism and metabolic disorders in PCOS. *Eur Rev Med Pharmacol Sci* 2017;21(2 Suppl):15–29. 9. Sirmans SM, Pate KA. Epidemiology, diagnosis, and management of polycystic ovary syndrome. *Clin Epidemiol* 2014;6:1–13. <http://dx.doi.org/10.2147/CLEP.S37559>. 10. De Cicco S, Immediata V, Romualdi D, Policola C, Tropea A, Di Florio C, et al. Myoinositol combined with alpha-lipoic acid may improve the clinical and endocrine features of polycystic ovary syndrome through an insulin-independent action. *Gynecol Endocrinol* 2017;33(9):698–701. DOI: 10.1080/09513590.2017.1313972. 11. Haghghian HK, Haidari F, Mohammadi-asl J, Datfar M. Randomized, triple-blind, placebo-controlled clinical trial examining the effects of alpha-lipoic acid supplement on the spermatogram and seminal oxidative stress in infertile men. *Fertil Steril* 2015;104:318–24. <http://dx.doi.org/10.1016/j.fertnstert.2015.05.014>. 12. Carbonelli MG, Di Renzo L, Bigioni M, Di Daniele N, De Lorenzo A, Fusco MA. α -Lipoic Acid Supplementation: A Tool for Obesity Therapy? *Curr Pharmaceut Design* 2010;16:840–846. 13. Iezzi ML, Variale G, Torge N, Lasorella S, Zagarioli L, Verrotti A. POLYCYSTIC OVARY SYNDROME IN ADOLESCENCE: NEW THERAPEUTIC APPROACH WITH INOSITOL AND ALPHA-LIPOIC ACID. *Int J Curr Res* 2017;9(7):54006–54011. 14. Genazzani AD, Shefer K, Della Casa D, Prati A. Modulatory effects of alpha-lipoic acid (ALA) administration on insulin sensitivity in obese PCOS patients. *J Endocrinol Invest* 2018;41:583–590. 15. Sinopol[®] him package insert, October 2019. 16. Canepa F, Dal Lago A, De Leo C, Gallo M, Rizzo C, Licata E, et al. Combined treatment with myo-inositol, alpha-lipoic acid, folic acid and vitamins significantly improves sperm parameters of sub-fertile men: a multi-centric study. *Eur Rev Med Pharmacol Sci* 2018;22:7078–7085. 17. World Health Organisation. Sexual and reproductive health. Infertility definitions and terminology [online] [cited 6 April 2020]; Available from URL: <https://www.who.int/reproductivehealth/topics/infertility/definitions/en/>. 18. Agarwal A, Virk G, Ong C, du Plessis SS. Effect of Oxidative Stress on Male Reproduction. *World J Mens Health* 2014;32(1):1–17. <http://dx.doi.org/10.5534/wjmh.2014.32.1.1>. 19. Loma Linda University. Center for Fertility & IVF. Semen Analysis [online] [cited 27 August 2020]; Available from URL: <https://lomalindafertility.com/treatments/fertility-testing/for-men/seminal-analysis/#:~:text=A%20semen%20analysis%20is%20often%20one%20of%20the,and%20quality%20of%20sperm%20in%20the%20semen%20sample>. 20. Naz M, Kamal M. Classification, causes, diagnosis and treatment of male infertility: a review. *Orient Pharm Exp Med* 2017;17:89–109. DOI: 10.1007/s13596-017-0269-7. 21. Lobo V, Patil A, Phatak A, et al. Free radicals, antioxidants and functional foods: Impact on human health. *Pharmacogn Rev*. 2010;4(8):118–126. 22. Pizzino G, Irrera N, Cucinotta M, et al. Oxidative Stress: Harms and Benefits for Human Health. *Oxid Med Cell Longev*. 2017;2017:8416763. 23. Agarwal A, Aponte-Mellado A, Premkumar BJ, Shaman A, Gupta S. The effects of oxidative stress on female reproduction: a review. *Reprod Biol Endocrinol* 2012;10:49. <http://www.rbefj.com/content/10/1/49>. 24. Lord T, Aitken RJ. Oxidative stress and ageing of the post-ovulatory oocyte. *Reproduction* 2013;146:R217–R227. DOI: 10.1530/REP-13-0111. 25. Konrad D, Somwar R, Sweeney G, Yaworski K, Hayashi M, Ramlal T, et al. The Antihyperglycemic Drug α -Lipoic Acid Stimulates Glucose Uptake via Both GLUT4 Translocation and GLUT4 Activation. Potential Role of p38 Mitogen-Activated Protein Kinase in GLUT4 Activation. *Diabetes* 2001;50:1464–1471. 26. Derosa G, D'Angelo A, Romano D, Maffioli P. A Clinical Trial about a Food Supplement Containing α -Lipoic Acid on Oxidative Stress Markers in Type 2 Diabetic Patients. *Int J Mol Sci* 2016;17:1802. doi:10.3390/ijms17111802. 27. Condorelli RA, La Vignera S, Mongioi LM, Vitale SG, Lagana AS, Cimino L, et al. Myo-inositol as a male fertility molecule: speed them up! *Eur Rev Med Pharmacol Sci* 2017;21(suppl 2):30–35. 28. Smits RM, Mackenzie-Proctor R, Yazdani A, Stankiewicz MT, Jordan V, Showell MG. Antioxidants for male subfertility (Review) *Cochrane Database of Systematic Reviews* 2019; 3. Art. No.: CD007411. DOI: 10.1002/14651858.CD007411.pub4. 29. De Rose AF, Baldi M, Gallo F, Rossi P, Gattuccio I, Marino A, et al. The management of male infertility: from nutraceuticals to diagnostics. *IJMDAT* 2018;1(1):e110. 30. Lafuente R, Gonzalez-Comadran M, Sola I, Lopez G, Brassesco M, Carreras R, et al. Coenzyme Q10 and male infertility: a meta-analysis. *J Assist Reprod Genet* 2013. DOI 10.1007/s10815-013-0047-5. 31. Omar MI, Pal RP, Kelly BD, Bruins HM, Yuan Y, Diemer T, et al. Benefits of Empiric Nutritional and Medical Therapy for Semen Parameters and Pregnancy and Live Birth Rates in Couples with Idiopathic Infertility: A Systematic Review and Meta-analysis. *Eur Urol* 2019. <https://doi.org/10.1016/j.eururo.2018.12.022>. 32. Safarinejad MR. Efficacy of Coenzyme Q10 on Semen Parameters, Sperm Function and Reproductive Hormones in Infertile Men. *J Urol* 2009;182(1):237–248. DOI: 10.1016/j.juro.2009.02.121. 33. Balercia G, Buldreghini E, Vignini A, Tiano L, Paggi F, Amoroso S, et al. Coenzyme Q10 treatment in infertile men with idiopathic asthenozoospermia: a placebo-controlled, double-blind randomized trial. *Fertil Steril* 2009;91(5):1785–92. doi:10.1016/j.fertnstert.2008.02.119. 34. Fallah A, Mohammad-Hasani A, Colagar AH. Zinc is an Essential Element for Male Fertility: A Review of Zn Roles in Men's Health, Germination, Sperm Quality, and Fertilization. *J Reprod Infertil*. 2018;19(2):69–81. 35. Fatima P, Begum N, Ishrat S, Banu J, Anwar SA, Rolly SJ, et al. Zinc Supplementation in Male Infertility. *BSSMU J* 2015;8(1):9–13. 36. Foresta C, Flohe L, Garolla A, Roveri A, Ursini F, Maiorino M. Male Fertility Is Linked to the Selenoprotein Phospholipid Hydroperoxide Glutathione Peroxidase. *Biol Reprod* 2002;67:967–971. DOI: 10.1095/biolreprod.102.003822. 37. Boxmeer JC, Smit M, Weber RF, Lindemans J, Romijn JC, Eijkemans MJ, et al. Seminal Plasma Cobalamin Significantly Correlates With Sperm Concentration in Men Undergoing IVF or ICSI Procedures. *J Androl* 2007;28(4):521–527. DOI: 10.2164/jandrol.106.001982.

Proprietary name (and dosage form): SINOPOL[®] Granules. **Composition:** Each sachet contains: Myo-inositol 1 000 mg, Alpha Lipoic Acid 400 mg and Folic Acid 200 μ g. **Complementary Medicine:** Health Supplement. D34.12 Multiple Substance formulation. This unregistered medicine has not been evaluated by the SAHPRA for its quality, safety or intended use. Studies as part of the references were not conducted on Sinopol[®]. **Proprietary name (and dosage form):** SINOPOL[®] him Granules. **Composition:** Each sachet contains: Myo-inositol 500 mg, Alpha Lipoic Acid 400 mg, Coenzyme Q10 100 mg, Zinc 7,5 mg, Vitamin B2 1,4 mg, Vitamin B6 1,4 mg, Selenium 41,5 μ g and Vitamin B12 2,5 μ g. **Complementary Medicine:** Health Supplement. D34.12 Multiple Substance formulation. This unregistered medicine has not been evaluated by the SAHPRA for its quality, safety or intended use. Studies as part of the references were not conducted on Sinopol[®] him sachets; efficacy is proven on active ingredients. **Name and business address of applicant:** iNova Pharmaceuticals (Pty) Limited. **Co. Reg. No.** 1952/001640/07, 15e Riley Road, Bedfordview. **Tel. No.** 011 087 0000. www.inovapharma.co.za. For more information, speak to your healthcare professional. Further information is available on request from iNova Pharmaceuticals. 15107L.IN4115/21.